

# SANDSTONE

Series: SANDSTONE

Material: PORCELAIN

Thickness: 5/16"

Appearance: STONE

Finish: MATTE


Edge Profile: PRESSED

Recommended Grout Joint: 3/16"

DCOF: > 0.42

Shade Variation: MODERATE V3

## Available Colors:




WHITE

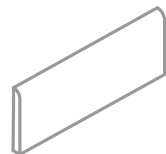
## Available sizes:



12x24"



2x2" MOSAIC



3x12" BN



## Product Notes:

All International Tile & Stone (ITS) ceramic products are manufactured in accordance with ANSI and ISO standards and meet the technical specifications as stated by the factory. Subtle variations in color, tone or other visual characteristics can occur between batches and/or manufacturing productions of both kiln-fired ceramic tile and natural stone products, and confirmation and acceptance must be based on observation of physical material at the job site and prior to installation. Digital images and other photographic marketing tools represent the general look of tile and stone, but often don't capture subtleties or other perceptible characteristics inherent in tile and stone products. For best results, installation should be performed by a licensed industry professional in accordance with TCNA and NTCA standards. ITS is not responsible for any issue as a result of product misuse or inferior craftsmanship.

